

Free e-book

ELECTROLYSIS



A step-by-step guide with all
you need to know before
you start electrolysis
treatments





When to choose electrolysis

1. Electrolysis is perfect for removing unwanted facial hair. Thin and light hairs can be treated using electrolysis, this is not possible with the Laser Method.
2. All hair colors can be treated using Electrolysis. It's for light, blonde, grey or white hairs on the face and body.
3. For the unwanted 'here and there' hairs which cause you stress.
4. If you want a more permanent solution then waxing or epilating by hand.

Are you always touching your face, anxious that there might be a visible hair growing? Are you epilating almost every day, have red bumps and/or ingrown hairs and experiencing stress around this topic? Are you afraid you might miss a hair or two because you can't see them well any more? Then electrolysis might be the solution for you!

Electrolysis when laser is no option

Electrolysis is a very suitable method for permanently removing unwanted hairgrowth on small surfaces. Contrary to laser and IPL methods, this form of hair removal is effective for all hair colours. We treat the hair with a small needle (as thin as the hair itself) through which an electrical current is sent.



important tip

Before treatment, stop epilating hairs at least 1 week before the first appointment

The treatment can be very time consuming, since we can only treat one hair at a time. Because of this, larger surfaces are easier treated by the Laser Method.

The heat caused by the electrical current used in this type of hair removal, damages the cell protein of the hair papilla and the hair follicle to such an extent as to render cell division impossible. Cells mainly consist of protein and, thus, once these are broken down the cell is effectively dead. Please do not hesitate to contact us for information.



important tip

Always do a test before you start. We want to know that you're comfortable with the sensation and want to see how your skin reacts.

Treatment Trajectory. How does it work?

Prior to treatment, we would like to invite you for an intake appointment which includes a test. We will discuss your wishes, answer your questions, inform you on what to expect and will prepare a treatment plan. We will also discuss your answers to the medical questionnaire.

The test will show us how your skin responds to treatment, which can, among other things, be useful information for scheduling your appointment.

Good to know

1. Generally, your total treatment trajectory will take approximately one - four years depending on how much hair needs to be removed. There will be about 1 to 3 weeks of time in between appointments when first starting the trajectory.
2. There are two different methods. **The blend and the diathermie.** We decide after the intake and test which method is best suitable for you.
3. In certain situations (medical conditions, when a person takes certain types of medications, etc) we will not perform treatment. There are also situations in which we prefer to wait or need approval of a health care professional.



Contraindications

Absolute contraindications (=no treatment possible):


- Tumor growth in the area you wish to have treated
- Fever
- Birthmarks/moles. Briez will never treat hair growing out of a birthmark/mole. Other clinics might treat you after consulting your doctor.
- Tierfell naevus (pigmented area/giant birthmark)
- Keloid scar (heaped-up scar that rises quite abruptly above the rest of the skin)



Contraindications

Absolute contraindications that apply to the blend method:

- Pacemaker
- Metal prosthesis
- Pregnancy (the diathermy method might be possible, but we prefer not to treat during pregnancy)
- Temporary absolute contraindications (= we can treat when the problem has gone away):
 - Active infection in the area you wish to have treated
 - Sunburnt skin



Contraindications

Relative contraindications

(=only with a doctor's permission or only on a certain area):

- Warts
- Birthmarks (under certain conditions)
- Pacemaker / ICD = internal debrillator (only diathermy after consulting your doctor)
- Metal prosthesis (only diathermy)
- Acute infections, e.g. eczema and psoriasis. Treatment is possible, but we will monitor the effects very closely.
- Fungal infections. The area treated has to be free of fungus.
- Diabetes. Treatment is possible, but we will be extra careful. People with diabetes are more susceptible to developing infections and their wounds will heal slower.
- Epilepsy. Anti-epileptic medication can cause a higher rate of hair growth.
- Using bloodthinners (anticoagulantia)
- Haemophilia (a genetic disorder resulting in a deficiency of a functional blood-clotting factor)
- Bacterial infections, folliculitis. We will disinfect the area thoroughly to prevent the infection from spreading.
- Parasitic infections, e.g. caused by a mosquito/tick. Treatment is possible after the skin has recovered.
- Viral infections, e.g. warts. Treatment is possible after the skin has recovered.
- Neuralgia/nerve pain/trigeminus neuralgia. Treatment can trigger a nerve pain attack.
- Depending on your personal experience we will either continue or stop treatment.
- Varicose veins. We can only treat the areas around these veins.
- Pregnancy, due to hormonal imbalance. After giving birth, if not breastfeeding, we can conduct treatment.
- Damaged skin
- Erythema = redness of the skin
- Keloid scars (only certain areas around the keloid scar)
- Keratosen solare = sun damage

“

BRIEZ believes in approaching the human being in a holistic way, caring for inner as well as outer beauty. Sincerity, sustainability and the environment are priorities in our approach and work.

Why Briez

Over 20 years of experience in the field of permanent hair removal, has made us experts in laser hair removal, IPL and electrolysis. For this, we only use the most effective and safe methods.



“

Galvanic electrolysis was first reported in medical literature in 1875 by ophthalmologist Charles Michel as a method for removing ingrown eyelashes

A little history

Galvanic method

This method is named after Luigi Galvani and uses a person's body as an electrolytic cell. A galvanic hair remover is essentially a positive ground power supply that delivers 0-3 milliamperes through the body. The follicular probe is the cathode of an electrolytic cell. Sodium hydroxide formed at the cathode by the process of chemical electrolysis kills the hair matrix cells. Modern galvanic hair removers automatically adjust the voltage to maintain constant current.


Thermolysis

Another method is known as thermolysis, also called radio frequency (RF), shortwave or diathermy. Thermolysis was developed in the 1920s and first reported in medical literature by Henri Bordier. A thermolytic hair remover is essentially a radio transmitter, usually with an output of about 0-8 watts at a frequency of 13.56 MHz. RF energy emanates from the probe tip to tissue within about a millimeter. Thermolysis works by heating the hair matrix cells to about 48 to 50 °C (118 to 122 °F), causing electrocoagulation.

Blend method

The galvanic method and thermolysis are often combined in the blend method, developed by Arthur Hinkel in 1948, which uses both RF and direct current, combining many of the advantages of both methods.

source: Wikipedia




I get you

Unwanted (facial) hair can cause a lot of stress. It is something I call: 'Invisible suffering'. Most woman think that they are the only ones 'plucking', but remember, others think the same! By hiding the problem, it can consume you, and may even make you feel less free.

Together we navigate the possibilities for you. Electrolysis may be the solution to bring calmness to the mind and to the skin.

With love. Brigitte



info@briez.nl
www.briez.nl
0351-913162183

Sitio do Cerro da Cabeça 563-F 8700-068 Moncarapacho
